


# RHYMING game

**How to play:** Encourage your child to match the word to the picture.

To adjust the game for different ages, you could start playing with the cards facing up. Later, play with the cards facing down to make it a little more challenging, and to strengthen concentration and memory.

Rhyming games help young children strengthen listening and concentration skills, and it helps them hear, notice, identify and start to play with the individual units of sound that make up words. Playing this game—in which cards are turned over and picked up—is also great for developing fine motor skills that will be needed when your child learns to write.



**Fly**




**Cry**



**Kitten**



**Mitten**



**Pig**



**Twig**




**Bat**




**Cat**



**Chair**



**Hair**



**Pear**



**Bear**

Want to read more? [MumsAtTheTable.com/teach\\_your\\_child\\_to\\_read](https://MumsAtTheTable.com/teach_your_child_to_read)

# RHYMING game ...continued



**Book**



**Hook**



**Dog**



**Log**




**Bee**



**Tree**



**Throne**



**Bone**



**Toe**



**Bow**



**Mouse**



**House**

Want to read more? [MumsAtTheTable.com/teach\\_your\\_child\\_to\\_read](https://MumsAtTheTable.com/teach_your_child_to_read)